

LESSON 2

TALK ABOUT PAST ACTIVITIES



TINA ADAMS

@TinaA

Our usual Monday morning—talking about our weekends—wishing it was Friday.



1 VOCABULARY Weekend activities

A 10-06 Listen. Then listen and repeat.




stay home



clean the house



wash the car



work in the yard




visit friends



text a friend




talk to a friend



watch movies on TV



go dancing



play tennis

B Circle the activities in 1A that you like to do.

C **PAIRS** Compare. Do you like to do the same activities?

A: I like to talk on the phone. **B:** I don't. I always text.



2 GRAMMAR Simple past: Statements and yes/no questions

Affirmative statements			Negative statements					Note: Use contractions in speaking and informal writing. <i>did + not = didn't</i>
Subject	Verb		Subject	Did	Not	Verb		
I You He She We They	cleaned	the kitchen.	I You He She We They	did	not	clean	the living room.	
Yes/no questions			Short answers					
Did	Subject	Verb	Affirmative			Negative		
Did	he you they	help?	Yes,	he I they	did.	No,	he I they didn't.	

Notes

- To form the simple past, use base form of the verb + **-ed**: *cleaned*.
- For verbs that end in **e**, use base form + **d**: *danced*.
- Use the base form of the verb with *did* / *didn't*: *I didn't walk to school*.



>> FOR PRACTICE, GO TO PAGE 128



3 PRONUNCIATION

A ▶10-08 Listen. Notice the pronunciation of *-ed*.

Then listen and repeat the past tense verbs.

no extra syllable

extra syllable /ɪd/

wash → washed

text → texted

talk → talked

need → needed

B ▶10-09 Listen. Circle the past tense verbs that have an extra syllable. Then listen and repeat.

1. played 2. watched 3. visited 4. worked 5. started 6. danced 7. stayed

C **PAIRS** Student A, say an activity from 1A. Student B, say the activity in the simple past.

A: Clean the house. B: Cleaned the house.

The simple past *-ed* ending

We pronounce the simple past *-ed* as an extra syllable /ɪd/ only after the sound /t/ or /d/. After other sounds, the e in *-ed* is silent.

4 CONVERSATION



A ▶10-10 Listen or watch. Circle the correct answer.

1. Cole's weekend was *stressful* / *fine* / *boring*.
2. On Saturday night, Cole *stayed home* / *cleaned the house* / *went to a club*.
3. Cole and his friends *waited* / *went to a movie* / *danced for hours*.
4. Tina thinks Cole's weekend was *boring* / *stressful* / *exciting*.



B ▶10-11 Read the Conversation Skill. Listen or watch. Complete the conversation.

Tina: _____ anything fun this weekend?

Cole: Not really. I just _____. I did some work around the house.

Tina: That's too bad.

Cole: No, it was good, actually. I washed the car, and I _____ the garage.

Tina: Well, sometimes that kind of work is relaxing.

Cole: I think so, too.



CONVERSATION SKILL

Agree with someone

To show that you have the same opinion and agree with someone, say:

- *I think so, too.*
- *I agree.*

Listen or watch the conversation in 4A. Raise your hand when you hear someone agree.

C ▶10-12 Listen and repeat. Then practice with a partner.

5 TRY IT YOURSELF

MAKE IT PERSONAL Student A, ask a yes/no question about last weekend.

Student B, give a short answer and add another sentence.

A: Did you clean the house last weekend?

B: No, I didn't. I worked in the yard. Did you go dancing?

